

**STRATHMORE PUBLIC UTILITY DISTRICT**  
 19626 ORANGE BELT DRIVE  
 PO BOX 425  
 STRATHMORE CA. 93267

# 2025 Annual Drinking Water Quality Report

## STRATHMORE PUBLIC UTILITY DISTRICT

19626 ORANGE BELT DRIVE  
STRATHMORE CA. 93267




**IMPORTANT INFORMATION ABOUT YOUR WATER QUALITY.**  
**Este informe contiene información muy importante sobre su agua para beber. Favor de comunicarse Strathmore PUD**

*Strathmore Public Utility District is please to provide the 2025 Water Quality Report to you. Strathmore PUD is proud to report that in year 2025 our system did not have any violation of any maximum contaminants level for water quality. This report is a summary of last years water quality. It shows the results of our monitoring from: January 1 to December 31, 2025*

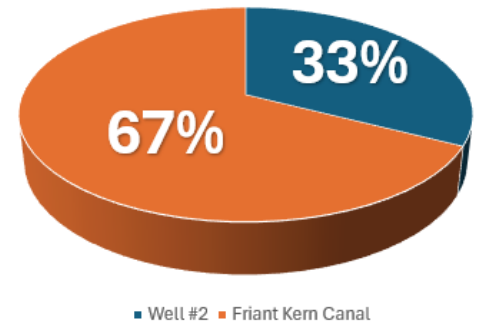
For Questions  
 (559) 568-1613  
 General Manager, Adrian Ordonez

### WHERE DOES THE WATER COME FROM?



Strathmore PUD uses two water sources surface water (Friant Kern Canal) & ground water (Well #2)  
The primary water source is surface water.

Percentage of Delivered Water by Source (2025)



The two water sources are filtered together using dual media gravity filters followed by chlorination. Groundwater that contains nitrate MCL that is greater than the allowed maximum. Is mixed with the surface water prior to treatment, with the blended supply having a nitrate level well below the allowed maximum.

An assessment of the water drinking water sources for Strathmore PUD was completed in March 2003. The source (s) are considered most vulnerable to the following activities associated with contaminants detected in the water supply: fertilizer, pesticide and/or herbicide application.

### WHERE DOES THE WATER COME FROM?

The water sources are considered most vulnerable to the following activities not associated with any detected contaminants: automobile – gas stations; septic systems – high density; and wastewater treatment plants and disposal facilities. A sanitary survey report for the Friant-Kern Canal water supply has also been completed. An update to this report was completed in 2019. A copy of the complete assessment and sanitary survey report may be viewed at: Strathmore PUD, 19626 Orange Belt Drive, Strathmore, CA 93267. You may request a summary of the assessment or sanitary survey report be sent to you by contacting the District at 559/568-1613.

If you have any questions about this report or concerning your water utility, please contact the General Manager, Adrian Ordonez, at 559/568-1613.

We want our customers to be informed about their water utility. If you want to learn more, please attend any of our regularly scheduled meetings held on the second Thursday of each month at 6:30 p.m. at the District office, 19626 Orange Belt (South entrance)



### WHAT DOES OUR WATER CONTAIN?

The Safe Drinking Water Act requires all water purveyors to sample their source and treated water for biological, inorganic, organic and radioactive constituents. The State Water Board allows systems to monitor for certain constituents less than once per year because the concentration of these contaminants do not change frequently. Some of the data in this years report, through representative, are more than one year old. More information about contaminants and potential health effects can be obtained by calling the U.S. EPA's Safe Drinking Water Hotline (800) 426-4791. (Monday–Friday, 10 AM–4 PM ET) or email [safewater@epa.gov](mailto:safewater@epa.gov) for technical and general assistance

#### Substances that could be in water

The sources of drinking water (both tap water and bottled water) include rivers, lakes, streams, ponds, reservoirs, springs, and wells. As water travels over the surface of the land or through the ground, it dissolves naturally-occurring minerals and, in some cases, radioactive material, and can pick up substances resulting from the presence of animals or from human activity.

- Microbial contaminants, such as viruses and bacteria, that may come from sewage treatment plants, septic systems, agricultural livestock operations, and wildlife.
- Inorganic contaminants, such as salts and metals, that can be naturally-occurring or result from urban stormwater runoff, industrial or domestic wastewater discharges, oil and gas production, mining, or farming.
- Pesticides and herbicides, that may come from a variety of sources such as agriculture, urban stormwater runoff, and residential uses.
- Organic chemical contaminants, including synthetic and volatile organic chemicals, that are byproducts of industrial processes and petroleum production, and can also come from gas stations, urban stormwater runoff, agricultural application, and septic systems.
- Radioactive contaminants, that can be naturally-occurring or be the result of oil and gas production and mining activities.

In order to ensure that tap water is safe to drink, the U.S. EPA and the State Board prescribe regulations that limit the amount of certain contaminants in water provided by public water systems. The U.S. Food and Drug Administration regulations and California law also establish limits for contaminants in bottled water that provide the same protection for public health.

#### Nitrate in Drinking Water

While all water delivered from the Strathmore PUD water treatment plant for 2025 met the federal and state standards for nitrate levels. Well No. 2 contains nitrates higher than State standards. By blending well water with surface water the District is able to reduce the nitrate maximum contaminant level delivered to our customers

Nitrate in drinking water at levels above 10 mg/L is a health risk for babies less than six months of age. Such nitrate levels in drinking water can interfere with the capacity of the babies blood to carry oxygen, resulting in a serious illness; symptoms include shortness of breath and blueness of the skin. Nitrate levels above 10 mg/L may also affect the ability of the blood to carry oxygen to other individuals, such as pregnant women and those with certain specific enzyme deficiencies. If you are caring for an infant, or you are pregnant, you should ask advice from your health care provider.

**In order to ensure that tap water is safe to drink**, the U. S. Environmental Protection Agency (USEPA) and the State Water Resources Control Board – Division of Drinking Water (State Water Board/DDW) prescribe regulations that limit the amount of certain contaminants in water provided by public water systems. US Food and Drug Administration regulations and California law also establish limits for contaminants in bottled water that must provide the same protection for public health.

**If present, elevated levels of lead can cause serious health problems**, especially for pregnant women and young children. Lead in drinking water is primarily from materials and components associated with service lines and home plumbing. Strathmore Public Utility District is responsible for providing high quality drinking water, but cannot control the variety of materials used in plumbing components. When your water has been sitting for several hours, you can minimize the potential for lead exposure by flushing your tap for 30 seconds to 2 minutes before using water for drinking or cooking. If you are concerned about lead in your water, you may wish to have your water tested. Information on lead in drinking water, testing methods and steps you can take to minimize exposure is available from the Safe Drinking Water Hotline or at <http://www.epa.gov/lead>.



**ADDITIONAL GENERAL INFORMATION**

All drinking water, including bottled water, may reasonably be expected to contain at least small amounts of some constituents. The presence of constituents does not necessarily indicate that the water poses a health risk. More information about constituents, contaminant levels and potential health effects can be obtained by calling the Environmental Protection Agency's Safe Drinking Water Hotline at 1/800/426-4791 or their website <https://www.epa.gov/dwreginfo/drinking-water-regulations>.

Some people may be more vulnerable to contaminants in drinking water than the general population. Immuno-compromised persons such as persons with cancer undergoing chemotherapy, persons who have undergone organ transplants, people with HIV/AIDS or other immune system disorders and some elderly and infants can be particularly at risk from infections. These people should seek advice about drinking water from their health care providers. USEPA/Centers for Disease Control (CDC) guidelines on appropriate means to lessen the risk of infection by cryptosporidium and other microbiological contaminants are available from the Safe Drinking Water Hotline 1/800/426-4791.

**The tables on the following pages list all the drinking water constituents that were detected** during the most recent samplings for the constituent. The presence of these constituents in the water does not necessarily indicate that the water poses a health risk. The State Water Board/DDW allows us to monitor for certain constituents less than once per year because the concentrations of these constituents are not expected to vary significantly from year to year. Some of the data, though representative of the water quality, are therefore more than one year old.

*The terms below will help you understand the detection tables on the next few pages.*

**Maximum Contaminant Level (MCL):** The highest level of a contaminant that is allowed in drinking water. Primary MCLs are set as close to the PHGs (or MCLGs) as is economically and technologically feasible. Secondary MCLs are set to protect the odor, taste, and appearance of drinking water.

**Maximum Contaminant Level Goal (MCLG):** The level of a contaminant in drinking water below which there is no known or expected risk to health. MCLGs are set by the U.S. Environmental Protection Agency.

**Public Health Goal (PHG):** The level of a contaminant in drinking water below which there is no known or expected risk to health. PHGs are set by the California Environmental Protection Agency.

**Primary Drinking Water Standard (PDWS):** MCLs, MRDLs and treatment techniques (TTs) for contaminants that affect health, along with their monitoring and reporting requirements.

**Maximum Residual Disinfectant Level (MRDL):** The highest level of a disinfectant allowed in drinking water. There is convincing evidence that addition of a disinfectant is necessary for control of microbial contaminants.

**Maximum Residual Disinfectant Level Goal (MRDLG):** The level of a drinking water disinfectant below which there is no known or expected risk to health. MRDLGs do not reflect the benefits of the use of disinfectants to control microbial contaminants.

**Regulatory Action Level (AL):** The concentration of a contaminant which, if exceeded, triggers treatment or other requirements that a water system must follow.

**Treatment Technique (TT):** A required process intended to reduce the level of a contaminant in drinking water.

**Level 1 Assessment:** A Level 1 assessment is a study of the water system to identify potential problems and determine (if possible) why total coliform bacteria have been found in our water system.

**Level 2 Assessment:** A Level 2 assessment is a very detailed study of the water system to identify potential problems and determine (if possible) why an E. coli MCL violation has occurred and/or why total coliform bacteria have been found in our water system on multiple occasions

**N/A:** Not applicable (Does not apply to SPUD)

**ND:** Not detectable at testing limit

**ppm:** parts per million or milligrams per liter (mg/L)

**ppb:** parts per billion or micrograms per liter (mg/L)

**ppt:** parts per trillion or nanograms per liter (ng/L)

**ppq:** parts per quadrillion or picogram per liter (pg/L)

**pCi/L:** picocuries per liter (a measure of radiation)

**PHG:** Public Health Goal



**Strathmore Public Utility District water quality program required sample of certain Constituent on a daily, weekly, monthly quarterly and annual basis. Water samples are collected at approved monitoring stations within the District. Raw water samples are taken from Friant Kern Canal and Well #2. The majority of the samples are analyzed at BSK Analytical Laboratory. Strathmore PUD collected over 2000 water samples in the 2025 calendar year, also continuous monitoring at the water plant, plus out side lab testing collected by 3rd party, were conducted to comply with State monitoring standards. The results of all required samples are submitted to the State Water Resources Control Board to ensure compliance. Below and on the pages to follow are the results of our 2025 water year.**

*Please note some results report samples prior to 2025, because some concentrations do not change frequently and state/federal compliance does not require annual tests.*

**CLEANING OF SURFACE WATER (FRIANT KERN CANAL)**

Treatment Technique	Turbidity Performance Standards TPS	Lowest Monthly Percentage of samples that met TPS	Number of months in violation	Highest single turbidity measurement during the year	Turbidity explained
Conventional Filtration Treatment with Chlorination	Turbidity of the filtered water must: Be less than or equal to 0.3 NTU in 95% of measurements in a month.	100%	0	.199	Turbidity (measured in NTU) Turbidity is a measure of the cloudiness of the water. We monitor it because it is a good indicator of the effectiveness of our filtration system.

Constituent	Water Source	Sample Date	Level Detected	Range of Detections	MCL	PHG (MCLG)	Typical Sources of contaminant
Sodium (ppm)	Friant Kern Canal Well #2	7/7/2025 4/11/2023	2.2 MG/L 60 mg/l	2.2 –60	None	None	Salt present in the water and is generally naturally occurring
Hardness (ppm)	Friant Kern Canal Well #2	7/7/2025/ 11/2023	8.5 MG/L 170 mg/l	8.5 –170	None	None	Sum of polyvalent cations present in the water, generally magnesium and calcium, and are usually naturally occurring


Detection of Coliform Bacteria						
Source	Constituent	Highest No. of Detections	Months in violation	MCL	MCLG	Major Sources of Contamination
Water Supply (Distribution System)	<i>E. coli</i>	1	0	0	0	Human and animal fecal waste
Water Source (Surface Water and Groundwater Wells)	<i>E. coli</i>	0	0	0	0	Human and animal fecal waste

Note: **A routine positive was collected on March 24, 2025 and resampling confirmed no contamination. Samples were taken from 3 locations to verify findings.**

- (a) A required process intended to reduce the level of a contaminant in drinking water.
- (b) Turbidity (measured in NTU) is a measurement of the cloudiness of water and is a good indicator of water quality and filtration performance. Turbidity results which meet performance standards are considered to be in compliance with filtration requirements.

E.Coli/Fecal Coliform: *E. coli*/Fecal coliforms are bacteria whose presence indicate that water may be contaminated with human or animal wastes.  
 Total Coliform: Coliforms are bacteria that are naturally present in the environment and are used as an indicator that other, potentially harmful, bacteria may be present.  
 The District collects 4 to 5 samples each month in the water supply (distribution) system. The District collects weekly samples of the blended (surface water and groundwater) source. Water source-specific samples are collected if a *E.coli* positive sample occurs in the water distribution system

DETECTION OF CONTAMINANTS WITH A PRIMARY DRINKING WATER STANDARD							
Chemical or Constituent (with reporting units)	MCL	PHG [MCLG]	Source	Sample Date	Weighted Average Level Detected (B)	Range (C)	Typical Sources of Contamination
Aluminum (ppm)	1	.6mg/l	Friant Kern	7/7/2025	.6mg/l	.6mg/l	Erosion of natural deposits
Arsenic (ppb)	10	0.004	Friant Kern Well #2	7/7/2025 4/11/2023	2.2 2.8	2.2 to 2.8	Erosion of natural deposit; runoff from orchards; glass and electronics production wastes
Barium (ppm)	1	2	Friant Kern Well #2	7/7/2025 4/11/2023	None .12	ND to .12	Discharges of oil drilling wastes and from metal refineries; erosion of natural deposits
Chromium Total (ppb)	.50	[100]	Friant Kern Well #2	7/7/2025	None	ND	Erosion of natural deposits
Chromium Hex	.10ppb	20	Friant Kern Well #2	7/7/2025 10/28/2024	ND .02	ND TO .02	Stainless steel & alloy production



DETECTION OF CONTAMINANTS WITH A PRIMARY DRINKING WATER STANDARD							
Chemical or Constituent (with reporting units)	MCL	PHG [MCLG]	Source	Sample Date	Weighted Average Level Detected (B)	Range (C)	Typical Sources of Contamination
Fluoride (ppm)	2	1	Friant Kern Well #2	7/7/2025 4/11/2023	None .15	ND to .15	Erosion of natural deposits; water additive which promotes strong teeth; discharge from fertilizer and aluminum factories
Nickel (ppb)	100	12	Friant Kern Well #2	7/7/2025 4/11/2023	ND ND	ND	Erosion of natural deposits; discharges from metal factories
Nitrate as N (ppm) (Blended)	10	10	Well #2 Raw and FKC Blended	2025	4.7	3.8 to 5	Runoff and leaching from fertilizer use; leaching from septic tanks, sewage; erosion of natural deposits
Perchlorate (µg/L)	6	1	Friant Kern Well #2	7/7/2025 7/24/2023	ND .0034	ND to .0034	Perchlorate is an inorganic chemical used in solid rocket propellant, fireworks, explosives, flares, matches, and a variety of industries. It usually gets into drinking water as a result of environmental contamination from historic aerospace or other industrial operations that used or use, store, or dispose of perchlorate and its salts.
RADIOACTIVE CONTAMINANTS (C)							
Gross Alpha Activity (pCi/L)	15	NA	Friant Kern Well #2	8/27/2020 7/24/2023	2.230 +/- 0.922 3.330 +/- 1.280	2.23 to ND (<3)	Erosion of natural deposits
Radium 228 (pCi/L)	5	.019	Friant Kern Well #2	7/7/2025 7/7/2025	.232 .15	.15 to .232	Erosion of natural deposits

DISINFECTION BYPRODUCTS AND DISINFECTANT RESIDUALS							
Chemical or Constituent (with reporting units)	MCL [MRDL]	PHG	MCLG [MRDLG]	SAMPLE DATE	RUNNING ANNUAL AVERAGE	RANGE	Major sources in Drinking Water
THM [Total Trihalomethanes] (ppb)	80	N/A	N/A	2024	.053 .058	.046 to .053 .047 to .075	Byproduct of drinking water chlorination
HAA5 [Haloacetic Acids] (ppb)	60	N/A	N/A	2024	.024 .026	.015 to .026 .024 to .028	Byproduct of drinking water disinfection
Chlorine as Cl2 (ppm)	[4.0]	N/A	N/A	2024	.719	.17 to 1.27	Some people who use water containing chlorine well in excess of the MRDL could experience irritating effects to their eyes and nose or stomach discomfort

DETECTION OF CONTAMINANTS WITH A SECONDARY DRINKING WATER STANDARD					
Chemical or Constituent (with reporting units)	MC L	Sample Date	Weighted Average Level Detected (B)	Range (C)	Typical Sources of Contamination
Chloride (ppm)	500	7/07/2025 9/23/2024	1.1 1.1	1.1	Runoff/leaching from natural deposits; seawater influence
Color (Units)	15	10/21/2025 9/23/2024	7.5 5	ND to 10 (E)	Naturally-occurring organic materials
Copper (ppm)	1	7/07/2025 9/23/2024	ND ND	ND	Erosion of natural deposits
Iron (ppm)	300	7/07/2025 9/23/2024	89 39	39 to 89	Leaching from natural deposits; industrial waste
Manganese (ppb)	50	7/07/2025 9/23/2024	ND ND	ND	Leaching from natural deposits
Specific Conductance (µS/cm)	1600	2020-2023	209	23-610	Substances that form ions when in water; sea-water influence
Sulfate (ppm)	500	2020-2023	11.2	.5 to 34	Runoff/leaching from natural deposits; industrial wastes
Total Dissolved Solids (TDS) (ppm)	1000	2020-2023	128	9 to 360	Runoff/leaching from natural deposits
Turbidity (Units)	5	7/07/2025 9/23/2024	1.1 .77	.77 to 1.1	Soil runoff
Zinc (ppb)	5000	7/07/2025 9/23/2024	ND ND	ND	Run off/leaching from natural deposits; industrial wastes

Control of DBP Precursors (TOC)	MC L	MCLG	Sample Date	Range	Major sources in Drinking Water
Source Water (ppm)	TT	N/A	2025	1.1 to 1.7	Various natural and manmade sources
Treated Water (ppm)	TT	N/A	2025	.97 to 1.7	Various natural and manmade sources

DETECTION OF SYNTHETIC ORGANIC CONTAMINANTS INCLUDING PESTICIDES & HERBICIDES						
Constituent	MCL	PHG [MCL G]	Sample Date	Average Level Detected	Range	Typical Sources of Contamination
1,2,3-Trichloropropane [TCP] (ng/L)	5	0.7	9/23/2024	ND	NA	Discharge from industrial and agricultural chemical factories; leaching from hazardous waste sites; used as cleaning and maintenance solvent, paint and varnish remover, and cleaning and degreasing agent; byproduct during the production of other compounds and pesticides

Constituent	Sample Date	Number of samples collected	90th Percentile level detected	# Sites Exceeding AL	AL	PHG	Typical Sources of contaminant
Copper	9/25/2024	10	.28	0	1.3	0.2	Internal corrosion of household plumbing systems; erosion of natural deposits; leaching from wood
Lead	9/25/2024	10	.013	0	.015	.02	Internal corrosion of household water plumbing systems; discharges from industrial manufacturers; erosion of natural deposits

**ABOUT LEAD:** Infants and young children are typically more vulnerable to lead in drinking water than the general population. It is possible that lead levels at your home may be higher than at other homes in the community as a result of materials used in your home's plumbing. If you are concerned about elevated lead levels in your home's water, you may wish to have your water tested and/or flush your tap for 30 seconds to 2minutes before using tap water. Additional information is available from the U.S. EPA Safe Drinking Water Hotline (1-800-426-4791).

Lead in drinking water is primarily from materials and parts used in water service lines and in home plumbing. The Strathmore Public Utility District is responsible for providing high quality drinking water and removing lead pipes from the water system; but **cannot control the variety of materials used in the plumbing in your home.** The Strathmore Public Utility District has completed an inventory of the water service lines and has not **identified any lead** (service lines in the water system. The service line inventory is publicly available at-the **Strathmore Public Utility District , 19626 Orange Belt Drive.**

Because lead levels may vary over time, lead exposure is possible even when your tap sampling results do not detect lead at one point in time. If present, lead can cause serious health effects in people of all ages, especially pregnant people, infants (both formula-fed and breast-fed) and young children.

You can help protect yourself and your family by identifying and removing lead materials within your home plumbing and taking steps to reduce your-family's risk, including:

- Before using tap water for drinking, cooking, or making baby formula, **flushing your pipes for several minutes.** You can do this by running your tap, taking a shower, doing laundry or a load of laundry or load of dishes.
- Using only cold water for drinking, cooking, and making baby formula. Boiling water does not remove lead from water;
- Using a filter, certified by a American National Standards Institute (ANSI) accredited certifier to reduce lead, is effective in reducing lead exposures. Follow the instructions provided with the filter to ensure the filter is used properly.

**If you are Concerned about lead in your water and wish to have your water tested, contact the Strathmore Public Utility 559-568-1613. Additional information on lead in drinking water, testing methods and , steps you can take to minimize exposure is available at <https://www.epa.gov/safewater/lead>.**